



District Report Card: 2017


State: West Bengal	District: Alipurduar
Class: 3	Subject: Mathematics
Schools: 56	Students: 910


Participation/Coverage


Students

GENDER 	Boys		Girls	
	Number	%	Number	%
	420	46.15	490	53.85

AREA 	Rural		Urban	
	Number	%	Number	%
	902	99.12	8	0.88

CATEGORY 	SC		ST		OBC		GEN	
	Number	%	Number	%	Number	%	Number	%
	347	38.13	307	33.74	123	13.52	133	14.62

CWSN 	LD	VI	HI	S&LD	ID	Oth
	8	0	0	1	2	0

Management 	Government		Government-aided	
	Number	%	Number	%
	463	50.88	447	49.12

Average Performance of Students in Mathematics (%)

Overall	Gender		Area		Management		Social Group			
	Male	Female	Rural	Urban	Govt.	Aided	SC	ST	OBC	GEN
64.26	61.79	66.37	64.18	72.50	59.86	68.81	67.24	62.98	59.89	63.46

Performance on Learning Outcomes (LOs)

Learning Outcomes	Description	Average Performance(%)
M301	Reads and writes numbers up to 999 using place value	66.81
M302	Compares numbers up to 999 based on their place values	73.52
M303	Solves simple daily life problems using addition and subtraction of three digit numbers with and without regrouping	60.40
M304	Constructs and uses the multiplication facts (up till 10) in daily life situations	65.44
M305	Analyses and applies an appropriate number operation in the situation/ context	57.58
M306	Explains the meaning of division facts by equal grouping/sharing and finds it by repeated subtraction	64.29
M309	Identifies and makes 2D-shapes by paper folding, paper cutting on the dot grid, using straight lines etc.	78.68
M311	Fills a given region leaving no gaps using a tile of a given shape	41.54
M312	Estimates and measures length and distance using standard units like centimeters or meters & identifies relationships	43.96
M317	Reads the time correctly to the hour using a clock/watch	73.52
M318	Extends patterns in simple shapes and numbers	54.29
M319	Records data using tally marks, represents pictorially and draws conclusions	76.92

Range of Performance of Students who Answered Correctly							
Below 30%		30% - 50%		50% - 75%		Above 75%	
Number	%	Number	%	Number	%	Number	%
123	13.52	152	16.70	274	30.11	361	39.67

Lowest Performing Learning Outcomes (LOs)

- 1 - Fills a given region leaving no gaps using a tile of a given shape (41.54)
- 2 - Estimates and measures length and distance using standard units like centimeters or meters & identifies relationships (43.96)
- 3 - Extends patterns in simple shapes and numbers (54.29)
- 4 - Analyses and applies an appropriate number operation in the situation/ context (57.58)
- 5 - Solves simple daily life problems using addition and subtraction of three digit numbers with and without regrouping (60.40)